



PROFESSIONAL LIFTING EQUIPMENT

WHEN SAFETY DEPENDS ON PERFORMANCE!

79335

3 Ton Capacity Air / Hydraulic Pump Operated Narrow Rolling Lift Bridge

NOTE: To achieve maximum lifting capacity, the lifting surface must be raised at least 3.25" higher than its lowest point.




INTENDED USE

Used in narrow quick lube pit applications or in conjunction with above ground lifts. The bridge straddles the lift rails and raises the vehicle's tires off the rails for wheel alignment, brake, tire and suspension work. This model is the choice for Valvoline Instant Oil Change locations..

FEATURES

- Push button air/hydraulic pump provides safe, quick lifting up to 9" which allows for a maximum lift height of 18-3/8" when using both adapters and extension screw extended.
- The lifting pads safely support the vehicle on the bridge and the adjustable lift arms span up to 62-13/16".
- Universal mounting brackets adjust to a lift rail range of 32" to 46-1/2".
- Flat-end and hook-end adapter brackets are equipped with spring-loaded roller bearings for smooth maneuverability of bridge on lift rails. These brackets are sold separately.
- Mechanical stop prevents accidental lowering of bridge.
- Lowering is accomplished with one hand on the release lever and the other hand releasing the mechanical stop.
- Equipped with rubber faced saddles for differential lifting.
- Included lift adapters: (2) 3-1/2" Adapters, (2) 5" Adapters, and (2) Padded Saddles w/ Extension Screws
- Available mounting adapters:
79326D: Flat-End Adapter Bracket Kit
79327D: Hook-End Adapter Bracket Kit
- Overall width from outside edge of lift pad:
 Arms retracted: 34-11/16"
 Arms extended: 62-13/16"

NOTE: The model 79326D flat-end or model 79327D hook-end adapter kits must be ordered separately to connect the universal mounting bracket to the pit/lift rails.



Model #	Capacity @ 100 P.S.I.	Stroke	Adapter Heights				Dimensions			Weight
			Saddle Retracted	Saddle Extended	Short Adapter	Tall Adapter	Length	Width	Height	
79335	3 Ton	9"	1.25"	3.5"	3.5"	5"	34.75"	21.5"	9.375"	326 lbs.